

Club Notes:



January 2013

Review of 2012

The year of 2012 saw lots of action for Kim and I:

In January we traveled to Oregon and worked on show quilts with Jo Ann Blade.

In February we put on our local guild's Winter Retreat.

In March my daughter got married (and so I got a great son-in-law).

In April Kim's oldest daughter had a baby (and so Kim got a great granddaughter).

In May I turned 53

In June we put on the SUGAR Conference (419 quilters from all over the world coming together to take classes and visit with one another).

In July Kim spent two weeks completely alone (except for Lola and Harvey....our dogs) and learned that she doesn't do well in complete solitude.

In August Kim turned 54 and we moved the Sweet Dreams Quilt Studio offices.

In September we got new windows installed (Kim's birthday present from her husband, Dave).

In October Dave & Kim took a long weekend vacation into the wilderness.

In November the presidential election drama finally ended, and my favorite uncle passed away (he was 86).

In December Kim's daughter Kadee had surgery, Kim cleaned out her fabric stash (and threw a bunch of it away), and I actually quilted something of my own!


We hope that 2013 finds you each in good health, good spirits, and that you continue to learn, to expand your quilting horizons, and.....quilt something of your own!!

Happy New Year!

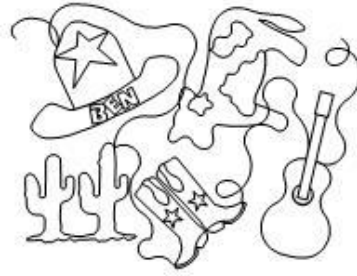
Janet & Kim



The
Opal
Viscount
contains
126
patterns,
including
40panos,
a retail
value of
\$1460.




Pattern: allyson pano
Archive: Opal Viscount



Pattern: ben cowboy pano
Archive: Opal Viscount



Pattern: bsa pano 003
Archive: Opal Viscount



Pattern: bunko pano 001
Archive: Opal Viscount




Pattern: celestial complex 001
Archive: Opal Viscount




Pattern: cheyenne pano
Archive: Opal Viscount



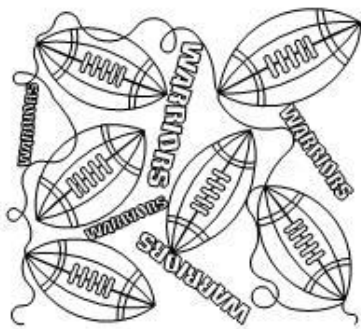
Pattern: coffee time pano 002
Archive: Opal Viscount




Pattern: fat cat pano 002
Archive: Opal Viscount



Pattern: flower friend star pano 001
Archive: Opal Viscount




Pattern: football warriors 001
Archive: Opal Viscount



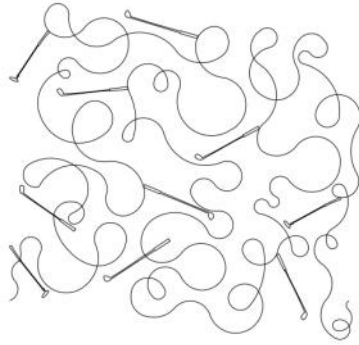
Pattern: forest baby pano 001
Archive: Opal Viscount




Pattern: go dolphins pano 001
Archive: Opal Viscount




Pattern: go hogs pano 001
Archive: Opal Viscount



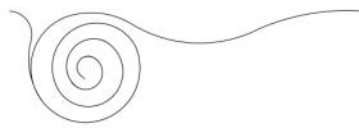
Pattern: golf club pano 001
Archive: Opal Viscount



Pattern: hannahs flower pano 002
Archive: Opal Viscount



Pattern: jack sparkles
Archive: Opal Viscount



Pattern: modern pano 001 1
Archive: Opal Viscount



Pattern: modern pano 001 2
Archive: Opal Viscount



Pattern: modern pano 001 3
Archive: Opal Viscount



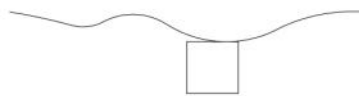
Pattern: modern pano 001 4
Archive: Opal Viscount



Pattern: modern pano 001 5
Archive: Opal Viscount



Pattern: modern pano 001 6
Archive: Opal Viscount



Pattern: modern pano 001 7
Archive: Opal Viscount



Pattern: modern pano 001 8
Archive: Opal Viscount

Panos Cont.



Pattern: natasha alt pano 001
Archive: Opal Viscount




Pattern: o baby 011
Archive: Opal Viscount



Pattern: o baby 012
Archive: Opal Viscount



Pattern: owl pano 004
Archive: Opal Viscount




Pattern: owl pano 005
Archive: Opal Viscount



Pattern: red riding hood pano 001
Archive: Opal Viscount




Pattern: space pano 001
Archive: Opal Viscount




Pattern: space pano 002
Archive: Opal Viscount



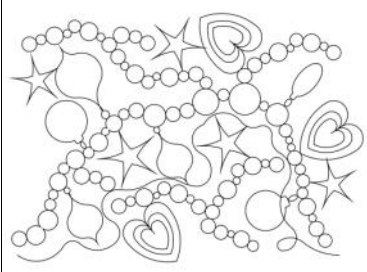
Pattern: space pano 003
Archive: Opal Viscount




Pattern: sprint car pano 001
Archive: Opal Viscount



Pattern: stars and fleur de lis pano
Archive: Opal Viscount




Pattern: stole christmas pano 003
Archive: Opal Viscount




Pattern: travel pano 002

Archive: Opal Viscount



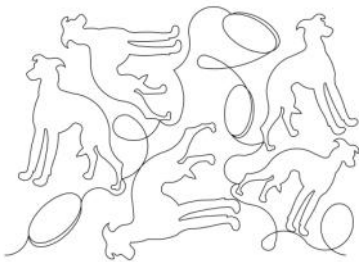
Pattern: wavy line pano 92

Archive: Opal Viscount



Pattern: whale pano 002 sq

Archive: Opal Viscount



Pattern: whippet pano 001

Archive: Opal Viscount

Panos Con't.

My Favorite Longarm Tools




Self Cleaning Lint Brush
(cleans up threads quickly, vital if you've had to do any ripping)

Spring loaded, curve blade thread snips.
Curved blades help avoid snipping the quilt top when you only want to clip the thread.

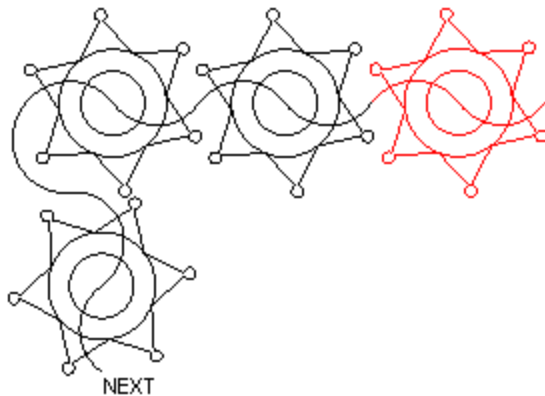




Tiny crochet hook, for help in burying threads, or pulling dark threads from between the quilt top and batting.

Flat pins: don't roll and the hopper foot can pass over without pulling out the pin.

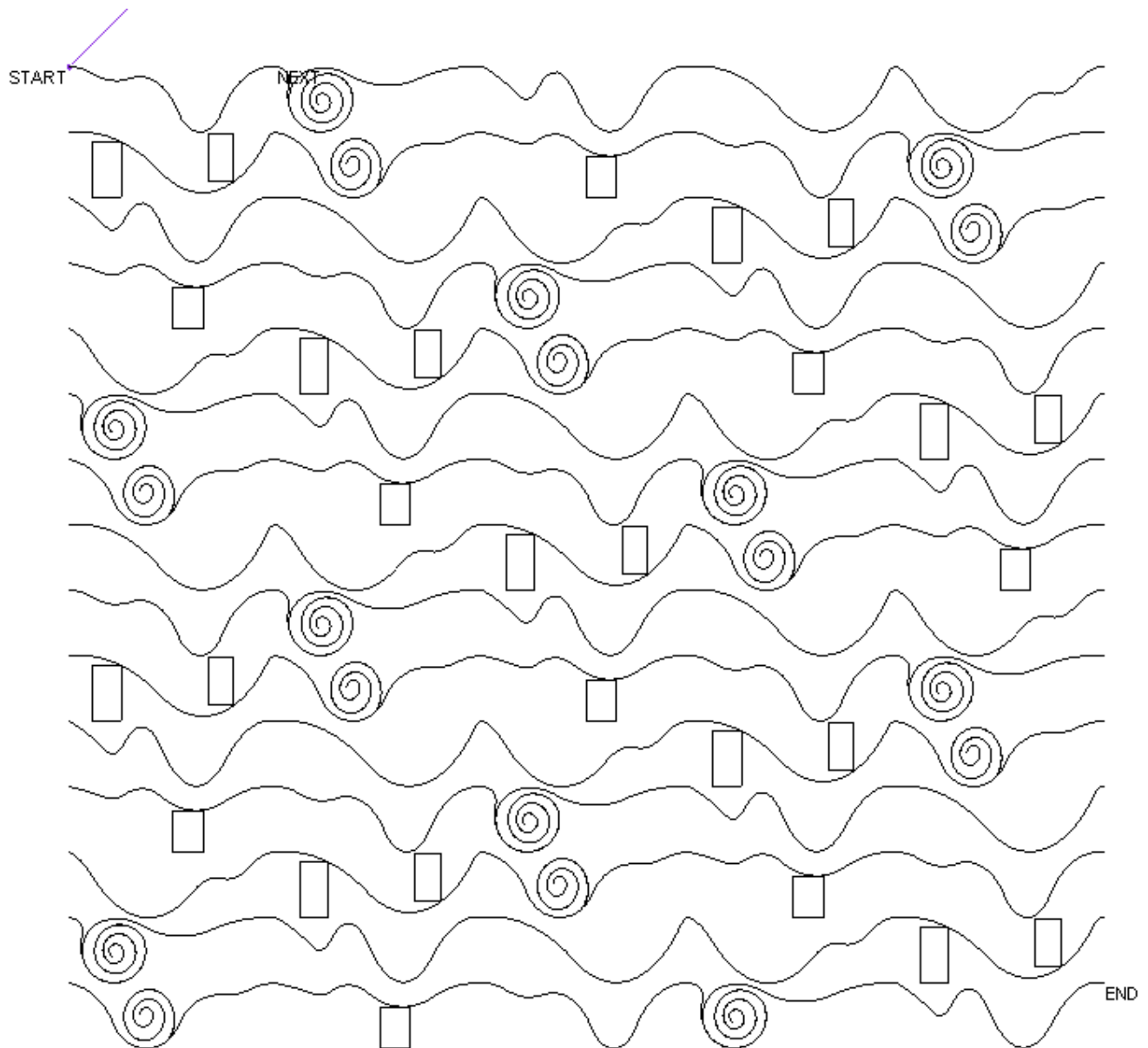


Border and Border Corner Sets



New Set of Concatenating Patterns

Designed Especially for those ultra modern quilts we're seeing so many of these days!



8 different designs: Use them individually, or mix them up!

Pattern Type	Size	Name of Existing Pattern for Modification	Name to be included in pattern	Attach good photos of quilt and blocks	Style you're going for. Other patterns you're using in the quilt, etc.
Block #1					
Block #2					
Block #3					
Border & Border Corner #1					
Border & Border Corner #2					
Border & Border Corner #3					
Triangle-Equilateral (all sides equal and all angles are 60 degrees)					
Triangle-Isosceles (two equal sides and two equal angles)					
Triangle-Scalene (no equal sides & no equal angles)					
Sash					
Point-to-Point					
Edge-to-Edge—Directional					
Edge-to-edge-Non Directional					
Edge-to-Edge-Interlocking					
Edge-to-Edge-Squared					

Important things to consider and include with your design request:

When you take photos of the quilt and/or quilt block, the camera should be parallel to the quilt (we need a straight on shot). If we have to draft out the block, it helps a lot to capture correct angles.


If you want an existing pattern modified, we need the exact pattern name. (We cannot modify another designer's pattern, so please don't ask us to do that.)


Style you're going for: If you want celtic, but don't tell us and we make floral, no one will be happy.

If you want a name included in the pattern, you need to double check the spelling before you submit the request. If you find out after the pattern has been designed that you requested the pattern with incorrect spelling, your submission of the correct name spelling goes to the end of the drawing list, causing a delay for you.

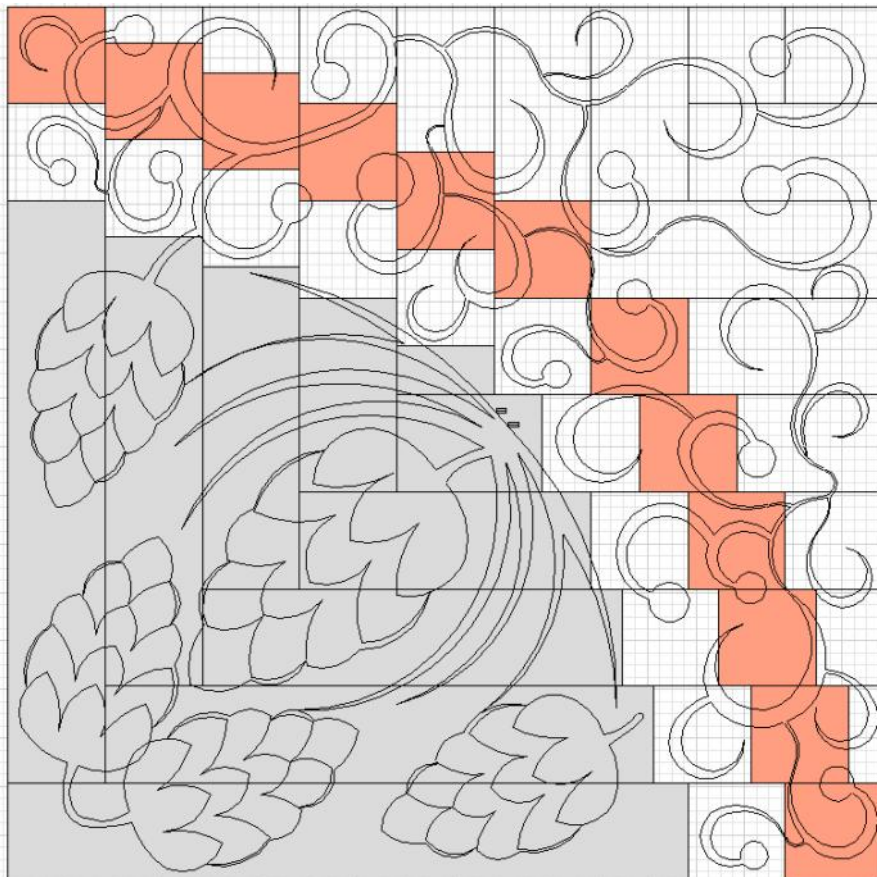
If your machine has a short throat, please make sure you tell us the largest amount of the fabric your machine has access to quilt.

Dawns Jacob's Ladder Block





Three separate parts allow you more flexibility to quilt fan blocks.



Curved Log Cabin Block

Favorite Longarm Supplies Vendors:

We've had many questions from new longarm quilters about the best places to buy their supplies. So, we thought we'd provide a list of our favorite vendors. This is not an exclusive list...you may already have other vendors who take care of your longarm supply needs...and we're not trying to convert anybody.

Superior Thread: I buy King Tut Thread in the 2000 yard cones, although they have poly thread as well. They sell wholesale only, so you'll need your sales tax certificate to set up an account. They have an amazing selection of thread. They have fabulous customer service and an easy online account set up process. They also ship internationally! <http://www.superiorthreads.com>

Checker Distributing: Wholesale Only.....I have rarely looked in vain for anything quilt related on their site. Shopping for supplies can be addicting! Shipping is charged on large items, but not on items such as pins, needles, thread, books, scissors, or most other notions. They do charge shipping on bolts of fabric, luggage, cutting mats, Ott Lights, etc. <http://www.checkerdist.com>

SouthStar Supply Company: They have scissors, snips & holsters, bobbins, pattern making supplies, rotary cutters, mats, knives, sharpeners, notions, needles, pins, ergonomics, safety, & handling supplies, steamers, machine oil, spot lifters, silicone.....and they are very nice people to work with. <http://www.southstarsupply.com>

Quilter's Dream Batting: I have pretty much stopped purchasing rolls of batting. I find it easier to maintain an accurate inventory of batting, and it stores well. Unlike some packaged batting, I don't find that the QD batting is distorted, and so it doesn't require a trip through my dryer before I can use it. Some of my best friends who also have longarm quilting businesses stock packaged batting as well as batting on a roll. We agree that these people are easy to work with! <http://www.quiltersdreambatting.com>

Quilted Memories: This Hobbs Batting distributor is only a quick phone call away. She ships UPS or Fed Ex. UPS costs a bit more, but since they'll put my packages inside my garage rather than leaving it out on my front porch, I don't mind that extra cost. This lady (Lyn Heilman) makes it happen! When I find myself in a batting crunch, she's there for me! Just gotta love that! (Plus she provided all the classroom batting for the SUGAR 2010 Conference this past summer). <http://www.quiltedmemoriesllc.com>

Virginia Longarm: I buy the dress bag and the 3-sided zipper totes to deliver my quilts to customer. They bring their next quilt to me in their bag. When I arrive at our guild meetings, laden with my purple bags, people say it looks like Christmas. Their quilts stay clean and it adds a little extra class and professionalism to my business. <http://www.virginialongarm.com> or call toll free at 855-566-4276.